



ENDURING FAITH

TEACHING THE BIBLE VIRTUALLY

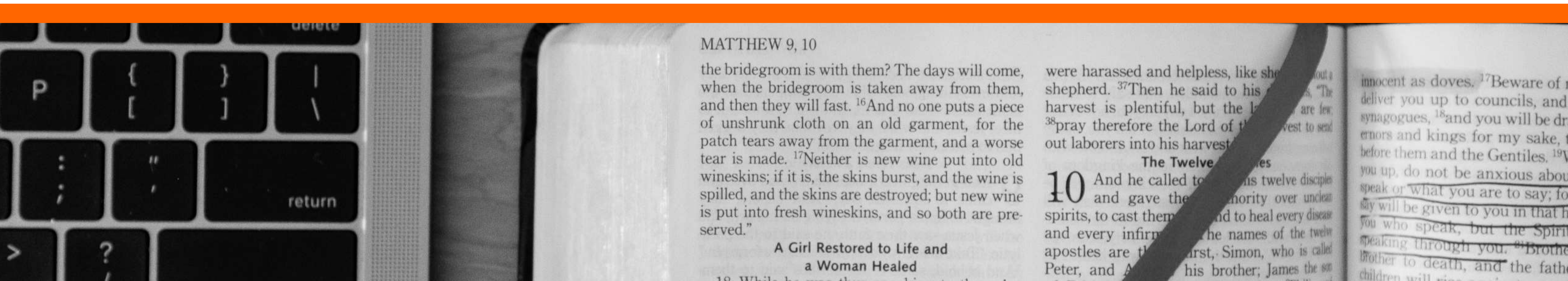
ONLINE TEACHING

STRENGTHS

Convenience, accessibility, technology fluency and usage, connectivity to personal life.

WEAKNESSES

Fear of technology, difficult interaction, transactional distance, non-verbal cue lacking, tactile activities



CHRISTIAN COMMUNITY FRAMEWORK



MEMBER TO CONTENT

The Bible provides the content your class needs for spiritual growth.



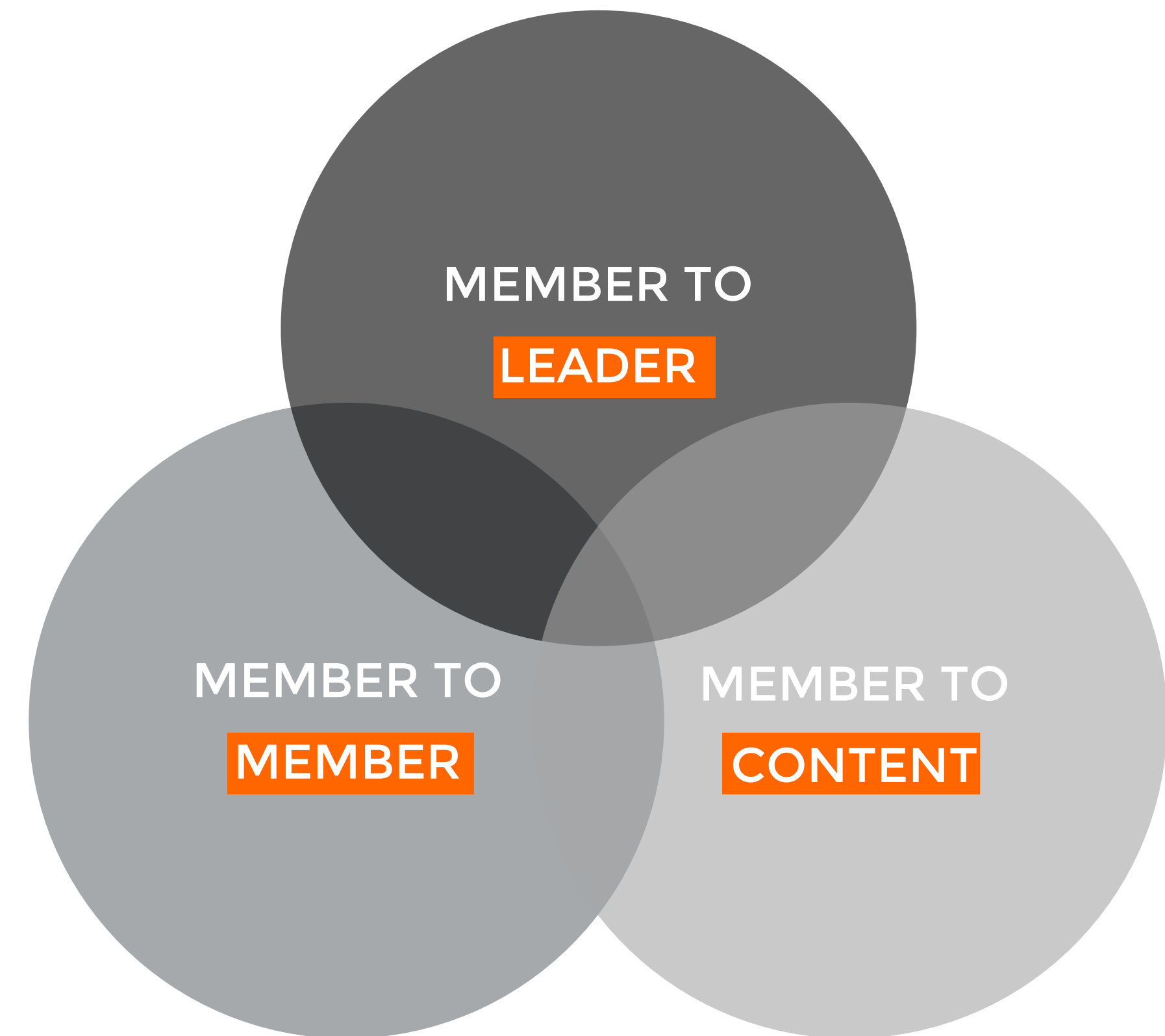
MEMBER TO LEADER

Leaders can foster personal interaction, meaningful connections, and a gospel-centered atmosphere.



MEMBER TO MEMBER

Your class needs each other for growth, prayer, fellowship, encouragement, and many other essential things.



TEACHING THE BIBLE VIRTUALLY

WHAT **TECHNOLOGY** CAN I USE?



01

VIDEO CONFERENCE

For interaction: Zoom,
Microsoft Teams
For Livestreaming: Youtube,
FB

02

PRESENTATION TOOLS

PowerPoint, Keynote
Explaineverything,
Polleverywhere, Prezi, Google
Slides

03

BIBLE SOFTWARE

BibleGateway, Logos,
Accordance

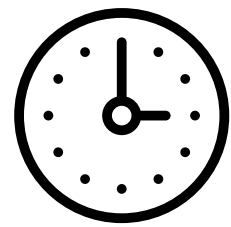
Using cut/paste, you can add the
passage to Explaineverything or
PPT and annotate

04

SUPPLEMENTAL CONTENT

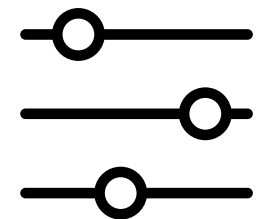
Google images, Youtube,
Google Earth, news articles,
etc.

A TYPICAL LIVE CLASS SESSION




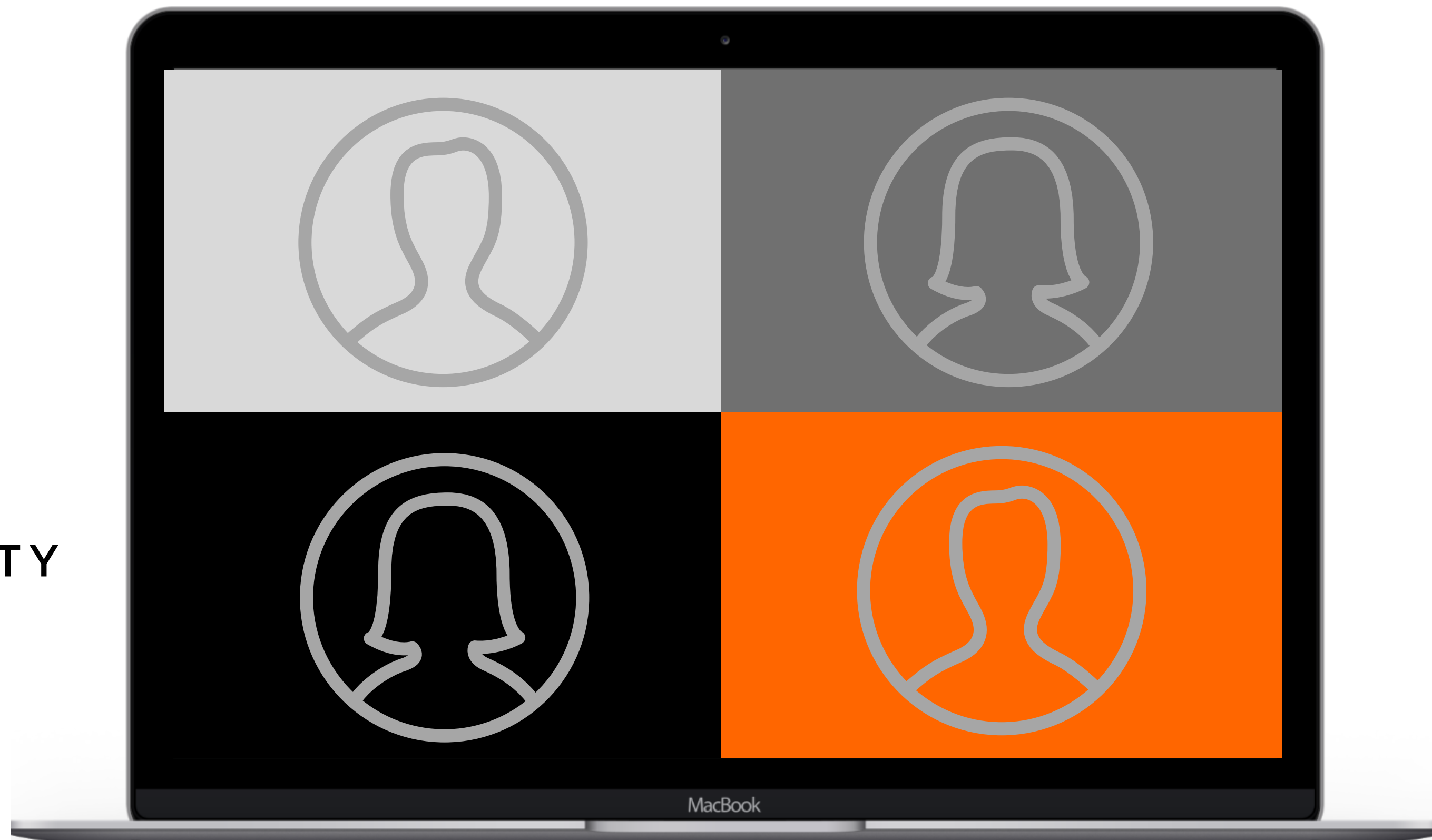
20 MIN RULE

Plan for an activity at least every
20 minutes




ACTIVITY VARIETY

Use a variety of activities to keep
learners involved



TECH TAKES TIME

Plan for mic testing, video issues,
and other accommodations



USE BREAKOUTS

Breakout sessions are the #1 desired
activity, allowing learners to talk in
smaller groups.

CREATIVE IDEAS FOR VIRTUAL GROWTH



FLIP IT

Teaching on videos and make discussion live.




HOMEWORK

Provide structure for their study at home.



LESS TIME, MORE MEETINGS

Make interaction more frequent and less draining.



SOCIAL MEDIA

Plan interaction, videos, or images to keep connection.



GAME NIGHT

Scavenger hunt, family feud, Pictionary, Heads up.



HELPFUL APPS

Echo (prayer), Verses (Scripture Memory), Remind (text)

DISCUSSION

Q1

What have you observed as benefits and weaknesses of online teaching and fellowship?

Q2

In what ways are your members connected with content, others, and leaders online?

Q3

What sort of teaching strategies do you think would work best for your members online?

Q4

What other creative ideas can you come up with to disciple and encourage your members?

